

## SAFETY PRECAUTIONS

- FOLLOW THE INSTALLATION INSTRUCTIONS; IMPROPER INSTALLATION MAY CAUSE FIRE, ELECTRIC SHOCK, OR FALLING.
- DO NOT MODIFY THE LAMP; IT MAY CAUSE FIRE, ELECTRIC SHOCK, OR FALLING.
- DO NOT USE IN PLACES WITH VIBRATION, CORROSIVE GAS, OR SALT WATER AREAS.
- IP65 WATERPROOF, SUITABLE FOR NORMAL OUTDOOR USE, NOT FOR UNDERWATER OR SEA WAVES.
- DO NOT COVER THE PRODUCT WITH INSULATION OR SOUNDPROOF MATERIALS; IT MAY CAUSE FIRE.
- USE ONLY THE SPECIFIED VOLTAGE; USING OTHER VOLTAGE MAY CAUSE FIRE OR ELECTRIC SHOCK.
- MAINTAIN A MINIMUM DISTANCE OF 0.15M FROM OBJECTS TO AVOID DISCOLORATION OR FIRE.
- AMBIENT TEMPERATURE -20°C ~ 45°C; USING OUTSIDE THIS RANGE MAY CAUSE DAMAGE OR FIRE.
- CHECK THE PRODUCT BEFORE INSTALLATION TO AVOID WRONG PARTS OR DEFECTS.
- KHÔNG HỖ TRỢ DIMMER, KHÔNG KẾT NỐI MẠCH ĐIỀU CHỈNH SÁNG.

## INSTALLATION METHOD


- ※ THIS LAMP CAN BE INSTALLED ON THE FOLLOWING SIGNBOARD LAMP HOLDERS.
- ※ PLEASE REMOVE THE HOOD AND PROTECTIVE GUARD BEFORE USE.

● MATSUSHITA LS LOẠI YA5882X ■ IWASAKI KO LOẠI ■ TOSHIBA BK-207/IK-207


### ① HOW TO INSTALL THE WATERPROOF GASKET



*IN CASE OF REPLACING AN EXISTING LAMP, THE OLD WATERPROOF GASKET MAY HAVE AGED, REDUCING ITS WATERPROOF PERFORMANCE. THEREFORE, PLEASE REMOVE THE OLD GASKET AND REPLACE IT WITH THE WATERPROOF GASKET PROVIDED WITH THIS LAMP.*




*ENSURE SECURE INSTALLATION, WITH NO GAPS AS SHOWN IN THE LEFT PICTURE.*




*IF THE GASKET IS OPEN AS SHOWN IN THE LEFT PICTURE, WATERPROOFING CANNOT BE GUARANTEED, AND RAINWATER MAY ENTER, CAUSING ELECTRICAL LEAKS. THEREFORE, ENSURE INSTALLATION AS SHOWN IN THE PICTURE ABOVE.*


### ② HOW TO INSTALL THE LED LAMP



*SIMILAR TO INSTALLING AN EXISTING LAMP, TURN CLOCKWISE TO A CERTAIN POINT UNTIL THE SOCKET ENGAGES. ONCE ENGAGED, PULL THE LAMP TO STRETCH THE SPRING WHILE CONTINUING TO TURN, AND WHEN FULLY TURNED, STOP PULLING, ENSURING THE LAMP AND WATERPROOF GASKET MAKE SECURE CONTACT.*




*CONFIRM THAT THE LAMP IS SECURELY INSTALLED AND THERE ARE NO GAPS LIKE IN THE LEFT PICTURE.*



*IF THE SEAL IS FLIPPED LIKE IN THE LEFT PICTURE, THE WATERPROOF FUNCTION WILL NOT BE GUARANTEED, AND RAINWATER MAY ENTER THROUGH THE GAP CAUSING ELECTRICAL LEAKAGE. THEREFORE, ENSURE THE LAMP IS INSTALLED CORRECTLY AS SHOWN IN THE RIGHT PICTURE.*

### ③ INSTALL SAFETY WIRE




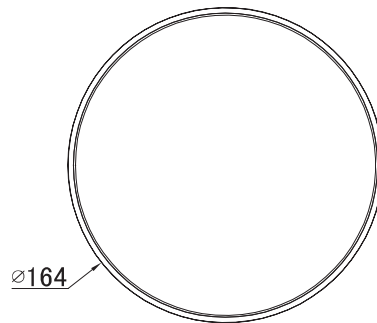
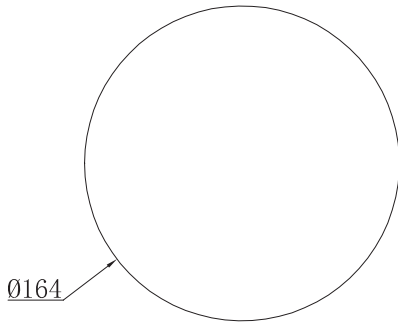

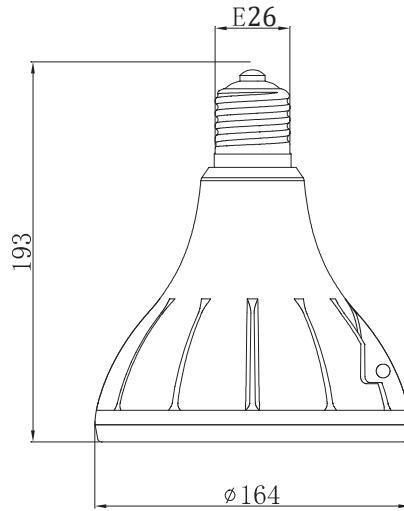
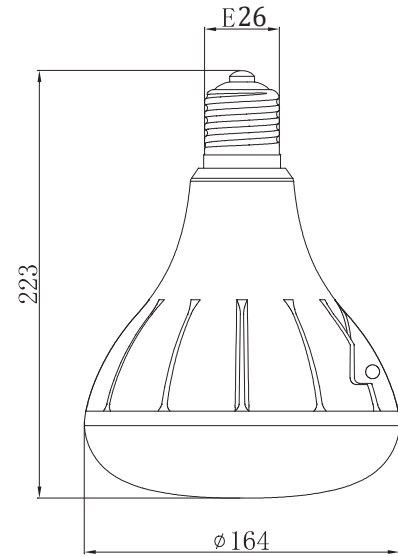
*AT THE ◯ MARKED LOCATION ON THE LEFT HEATSINK PICTURE, THERE IS A HOLE FOR INSTALLING A SAFETY WIRE TO PREVENT FALLING. IN AREAS WITH HIGH VIBRATION, WHICH MAY LOOSEN THE LAMP, OR IN HIGH LOCATIONS WHERE A FALL WOULD BE DANGEROUS, ALWAYS INSTALL THE SAFETY WIRE.*

# Drawing

Wide Beam Type

Narrow Beam Type

Outline Drawing



## Technical Specifications

Product Code	VLE26WD-W (/BK)	VLE26WD-C (/BK)	VLE26NR-W (/BK)	VLE26NR-C (/BK)
Beam Angle	Beam Angle: Wide 120°		Beam Angle: Wide 120°	
Light Color	Daylight White 5700K	Warm White 2700K	Daylight White 5700K	Warm White 2700K
Luminous Flux	4650lm	4185lm	4110lm	3700lm
Power Consumption	32W			
Input Voltage	AC 100V - 240V			
Current	100V: 0,36A 200V: 0,18A			
Power Factor	0,9			
Voltage Withstand	Normal Mode: 6 kV / Common Mode: 10 kV			
Color Rendering Index	Ra80			
Protection Rating	IP65			
Operating Temperature	-20°C to 45°C			
Lamp Body Color	Ivory (Black)			
Weight	750g		810g	
Material	Light-emitting Surface: Acrylic; Heat Sink: Magnesium			
Rated Lifetime	Rated Lifetime: 40,000 hours (at ambient temperature 25°C)			
Warranty Period	Warranty Period: 2 years from the date of shipment			
Certifications	Tests: Vibration Test (IEC 60068-2-6); Water & Dust Resistance Test (IP65); Salt Corrosion Test (ISO 9227)			
Included Accessories	Included Accessories: Waterproof rubber gasket for lamp base; Fall-prevention wire			

Product LED lamp designed to replace 300W mercury lamps without using a ballast

VLE39-001

- Name  VLE39WD-C (/BK)  VLE39WD-W (/BK)  
 VLE39NR-C (/BK)  VLE39NR-W (/BK)